



This spotlight is submitted to the Committee on the Status of Women and Gender Equality on the occasion of the **International Day for the Elimination of Violence Against Women, which will be marked on November 25**. The spotlight presents data from various bodies, regarding violent incidents perpetrated against women, which have occurred in recent years. The data in this document refer only to those cases reported to the various authorities, or identified by them, and therefore the number of women who suffer from violence of all types of assaults is assumedly higher.

Police data

Violent offences between partners

Between the months of January – October 2016, 18,907 case files were opened by the Israel Police on violence between partners, about two thirds of them (12,447 cases) following women's complaints. During the whole of 2015 a total of 21,683 case files were opened on violence between partners, about two thirds of them (13,992 cases) following women's complaints.

About 30% of the women's complaints about their partner's violence, submitted in the months of January – October 2016, were by non-Jewish women. We are unable to address the incidence of violence against immigrant women, since the Israel Police does not disclose any data regarding domestic violence, distributed by country of origin.

Breakdown of the offences for which complaints of intimate partner violence were submitted by women, in the months January – October 2016, by type of offence (some of the complaints include several offences):

6,889

complaints of physical offences including assault, serious bodily harm, etc.

14

complaints of fatal offences such as murder, attempted murder and manslaughter

276

complaints of sexual offences

8,668 complaints of public disturbance including invasion of privacy, trespassing, etc.

2,229 complaints of property offences

About 59% of the case files opened in the months of January – October 2016, on women's complaints about domestic violence was shelved (or are in the process of shelving).

The most common cause of shelving was lack of evidence (72% of case files shelved) followed by lack of public interest (20% of case files shelved).

About a third of the case files were transferred to the prosecution.

6% of the files are still being investigated.

In the months of January – October 2016 the police conducted 6,666 arrests for violent offences between partners, about 74% of them were for complaints by women on violence by their partners.

44% of the arrests following women's complaints regarding violence by their partners, were by non-Jewish women, double their rate in the population.

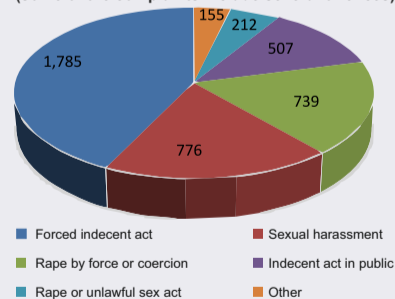
In the months of January – October 2016, 2,353 indictments were submitted for violence against women by their partners. Throughout 2015, 3,638 indictments were submitted for this reason.

Sexual offences

In the months of January – October 2016, 3,604 case files were opened by the Israel Police on complaints regarding sexual offences, committed against women. About 32% of the complainants were minors.

During 2015 a total of 4,054 case files were opened on complaints about sexual offences committed against women.

Distribution of sexual offences against women, January – October 2016, according to type of offence (some of the complaints include several offences):



In the months of January – October 2016, 418 indictments were submitted for sexual offences committed against women. Throughout 2015, 671 indictments were submitted on this offence.

41% of the file cases opened in the months of January – October 2016 on women's complaints about sexual offences were transferred to the prosecution or the police prosecutor.

1/3 of the cases were shelved or are in the process of shelving.

1/4 of the cases are being investigated.

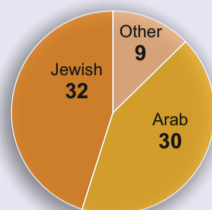
Protection orders by power of the Prevention of Family Violence Law

- In the months of January – September 2016, 7,108 requests to receive protection orders by power of the Prevention of Family Violence Law were submitted to the courts, of which 7% were rejected, while the rest were accepted or closed without rejection (e.g., following a compromise reached by the two parties).
- In recent years an average of 8,000 to 9,000 requests is submitted annually.

In the months of January – October 2016, 496 complaints were received by the police for the violation of protection orders by power of the law to prevent domestic violence, of which 432 (87%) were by women. Throughout 2015, 542 complaints for the violation of protection orders were received, of which 462 (88%) were by women.

Femicide

Femicide by population groups 2014 – 2016 (to the end of October 2016)



According to the data of the Israel Police, in the years 2014 – 2016 (until the end of October 2016) 71 women were murdered in Israel.

About **75%** of them were murdered by their partners (30 women) or for a different family background (23 women).

45% of all murdered women were Jewish (32); 42% were Arab (30).

Two out of 10 women in Israel are Arab; four out of 10 women murdered are Arab.

In the months of January – October 2016, 21 women were murdered, including eight by their partners with another eight murdered on a different family background. Over a third of all women murdered this year were Arab (8).

Three of the eight women murdered by their partners in 2016, have submitted a complaint at the police department prior to their murder.




Data from the Prison Service

Prisoners classified as domestic violence prisoners

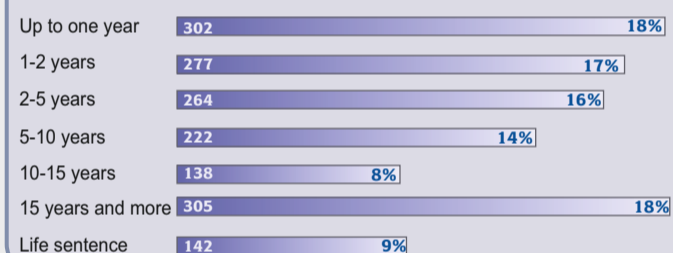
- 2,262 prisoners, classified with a domestic violence profile (including violence against children) are currently imprisoned: 1,650 sentenced and 612 arrestees prior to being sentenced. It should be emphasized that prisoners are classified as domestic violence ones, whether the offense they have committed was directly related to domestic violence, or whether they have committed a different offence, yet information exists according to which they are profiled as domestic violent.
- 98% of prisoners classified as domestic violent ones are men (2,213).
- About 55% of the domestic violence profiled prisoners are Jewish, about 38% Muslim, and the rest of other religions.

Distribution of domestic violence prisoners by history of arrests



- More than 70% of domestic violence profile prisoners are under repeat arrests; 30% are under their sixth arrest or higher.

Distribution of domestic violence prisoners by duration of sentence



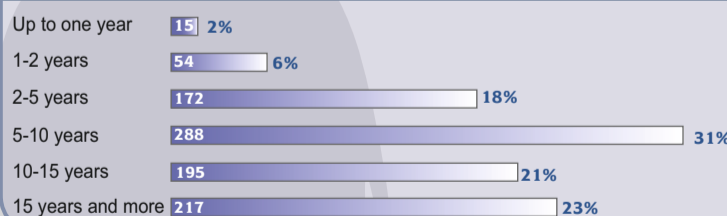
- About half of domestic violence profile prisoners serve a sentence of five years or less; about a fifth serve a sentence of up to one year.

The prison service operates a number of programs for treating domestic violence prisoners: Two therapeutic departments, short term therapeutic groups, as well as individual treatment. In 2015, 129 prisoners stayed in the two departments; 66 therapeutic groups were held in which 1,204 prisoners participated.

Sex offenders Prisoners

- 941 prisoners are currently incarcerated for sexual offences, of which about 72% are Jews, about 23% are Muslim, and the rest are of other religions.

Distribution of sex offenders by duration of sentence

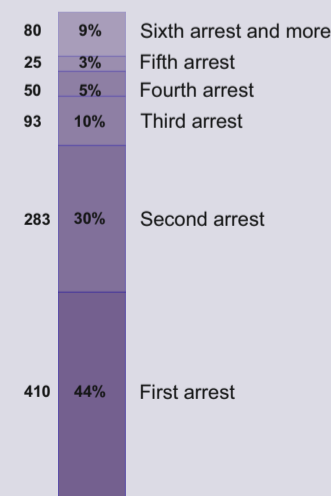


- About 44% of prisoners jailed for sexual offences, are serving a sentence of ten years or more.

The treatment of prisoners jailed for sexual offences is carried out in a number of frameworks: Three therapeutic departments; short-term psycho-educational groups in all prisons; and a designated group of sex offenders at the mental health center in collaboration with the Ministry of Health. In 2015, 165 prisoners were treated in the therapeutic departments, 85 prisoners in the psycho-educational groups and 50 prisoners in the designated group.

In 2015 a pilot plan was initiated for sex offenders' prisoners who refuse to admit to committing the offence. This is a pre-therapy group aimed at altering the prisoners' mindsets, so that they admit committing their offence, and thus be able to start treatment in the designated groups. According to the response of the Prison Service, the effectiveness of this treatment will be examined in December 2016, and the development of the pilot plan will be decided accordingly.

Distribution of sex offenders by history of arrests



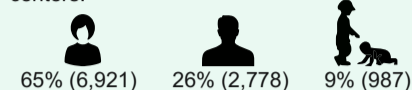
- About half (56%) of the prisoners sentenced for sexual offences, are in repeat arrests.

Data from the Ministry of Labor, Social Affairs and Social Services

Centers for the treatment of domestic violence

In 2015 the Centers for the treatment of domestic violence received 14,136 new appeals.

10,686 applicants were treated at the centers:



17% of those treated at the Centers for the treatment of domestic violence, were from the Arab population.

16% of those treated at the centers were immigrants, of which about 55% were from the former Soviet Union, about 36% from Ethiopia, and about 9% from other countries.

Treatment and rehabilitation of men who have acted violently

There are currently two frameworks in place for men who are removed from their homes due to violent acts they had committed against their partners, and who do not have an alternative residence:

SHLAV apartment (residence for men removed from their home) in Be'er Sheva operated by the Yachdav Association in collaboration with the Rashi Foundation, and a **hostel operating within Beit Noam**.

Only a few dozen men can stay in these two residences every year. The main residences currently available are for women who are victims of violence.

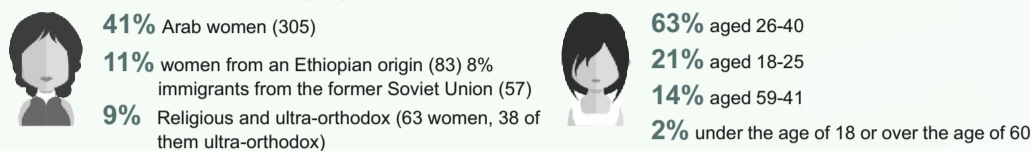
The probation service runs about 25 therapy groups every year, for men who have been violent towards their partners.

About 330 men have participated in these groups during 2015.

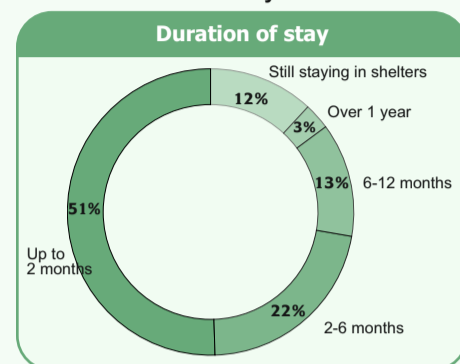
Shelters for female victims of violence

During 2015, 738 female victims of violence stayed in women's shelters together with 989 children – of which about two thirds were under the age of six.

Characteristics of women staying in shelters:



Characteristics of the stay in shelters:



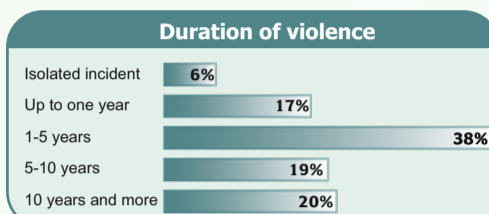
The majority of women stayed in the shelters only for a few months

About 79% of the women stayed in the shelters only once, 16% twice and 5% three or more times.

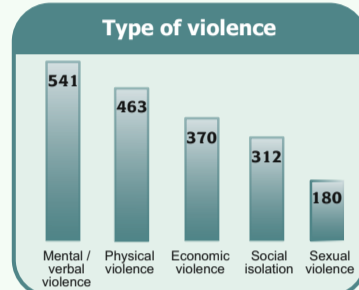
Of the 650 women who have left the shelter in 2015, close to 60% (376 women) did not return to their initial violent cause when leaving the shelter: 147 women moved into an independent residence, 36 women moved to transitional housing, 49 women moved to a different shelter, and the rest moved to other residences.

According to the Welfare Services Law 5772 – 2012, a woman leaving a Shelter for Victims of Domestic Violence, following a stay of at least 60 days, and who does not return to her home, would be entitled, under certain conditions, to an adaptation grant. In 2015, 161 women received that grant and since the law's implementation, it was awarded to approx. 550 women. As noted, about half the number of women stayed in shelters less than two months, which is the minimal time eligible for the awarding of the grant (under the conditions determined by law).

Characteristics of the violence suffered by the women residing in the shelters:



The majority of women treated in the shelters suffered continuous violence; only 6% of women arrived at the shelter following a single violent incident.



The most common type of violence reported by women in shelters, was mental or verbal violence, followed by physical violence. Most women reported that they have experienced more than one form of violence.

Transitional apartments

There are currently about 18 transitional apartments available for women who are victims of violence, and their children, 12 of these ones are budgeted by the Ministry of Welfare, and six additional apartments are financed by the Woman to Woman organization, which operates them. One of the apartments is intended for Arab women and another one for women from the ultra-orthodox community. In 2015, 45 women and 97 children stayed in all the transitional apartments.

Treatment for victims of sexual assault

Help centers: there are 11 help centers in Israel for victims of sexual assault, which provide an emergency hotline as well as first aid services to victims, together with guidance and direction to other resources and services in the community. Nine of them are incorporated in the Association of Rape Crisis Centers in Israel (see relevant chapter in Spotlight).

Regional multidisciplinary centers: These centers provide long term mental health care to victims of sexual assault, both with individual and group therapy. In 2015 the Ministry of Welfare operated five centers throughout the country, in which 807 victims were treated. Four designated units for male victims of sexual assault also operate within these centers.

Small treatment units: the small units for treating victims of sexual assault operate in local municipalities as part of the departments of social services. The units were established in order to expand the deployment of treatment services for victims of sexual assault, and to provide an answer to special populations. There are currently 25 operational units for treating victims of sexual assault, in which 468 women are treated. Four additional units are in construction.

In addition to these, the treatment of victims of sexual assault is also available through "Bait Amiti" – a therapeutic community open to young women and girls who were victims of sexual assault, "Beit Ella" – a non-residential framework for women who experienced sexual trauma during childhood, as well as in 13 centers for the treatment of minors who are victims of sexual assault.

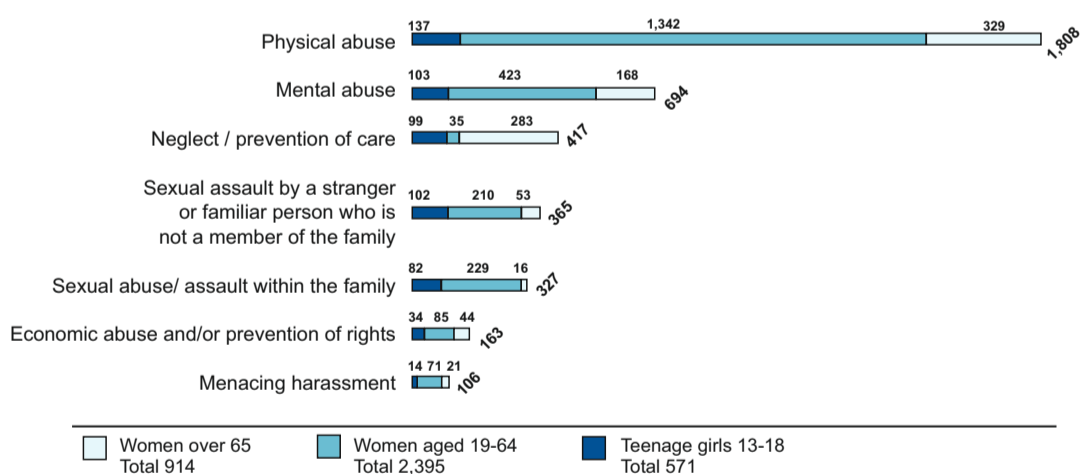
Treating sex offenders

The treatment of sex offenders (who are not imprisoned) is carried out by the probation service in designated and psycho-educational therapy groups; in centers that provide designated treatment for sex offenders (including those with special needs), and in the "Maagalim" center – a center which operates as a model on the rehabilitation continuum, offering therapy frameworks on different levels.

Ministry of Health Data

- 4,912 incidents of domestic violence and sexual assault of women or girls who turned for treatment to medical establishments – hospitals, clinics, and family health centers – were reported in the healthcare system in 2015 – slightly fewer than the number of reports in 2014 which amounted to 5,055 cases.
- 22,108 women and girls were identified at hospitals, 1,772 were identified in clinics and 1,032 in family health centers.
- Family health centers provided information on 809 additional women about whom domestic violence was suspected, yet not substantiated.
- The most common causes of assault were physical abuse (about 47% of the women reported) and mental abuse (about 18% of women reported).
- The common assault among teenage girls aged 13-18 was sexual assault; about half the cases of sexual assault of teenage girls were domestic. The second most common assault within this age group was physical abuse.
- The most common assault among women over the age of 65 was physical abuse, followed by neglect / prevention of care.

Reports received from social services in hospitals and clinics, regarding women identified or suspected to be victims of domestic violence or sexual assault, by assault type and age – 2015



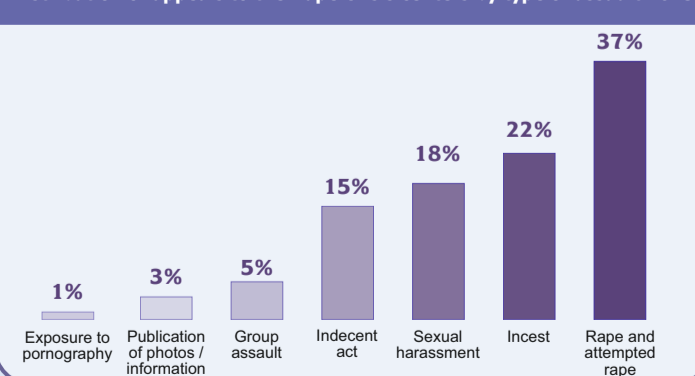
Data from the Association of Rape Crisis Centers in Israel

- In 2015 the Association of Rape Crisis Centers (which includes nine centers) received 9,197 new appeals, of them about 87% from women, teenagers or girls. This shows an increase of 2.9% compared to the number of appeals received in 2014 (8,938), and an increase of 6.5% compared to the number of appeals in 2013 (8,637).

About 57% of the women who contacted the centers and reported their age, were minors at the time of the assault occurrence.

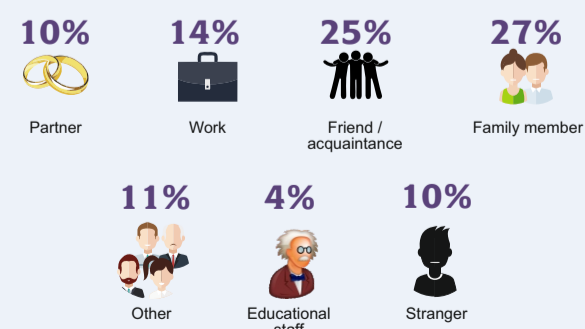
About 43% of the assaults occurred in the residence of the assailant, the victim, or in their joint residence.

Distribution of appeals to the Rape Crisis centers by type of assault 2015



The most common reason for the appeals among all victims was rape and attempted rape.

Distribution of appeals to the Rape Crisis centers by the identity of the assailant 2015



- In more than a quarter of the appeals, where the identity of the assailant was reported, the assailant was a parent or another family member (27.3%).
- In only 10% of the appeals, the assailant was unfamiliar to the victims.